

**1** IPHelper



<http://downloadstore.boschsecurity.com/>




**2** Configure

Configuration >> Camera >> Installer Menu

**Installer Menu**

Base frame rate: 12 ips

Mirror image:  On  Off

Flip image:  On  Off

Analog output: 16:9 letterbox

Calibration


Location: Not set

Reboot device: Reboot

Factory defaults: Defaults

Lens Wizard...




**3** View & Configure



<http://downloadstore.boschsecurity.com/>

↓ ↓ ↓

**Bosch Video Client** **Video Security Client** **Configuration Manager**

**FLEXIDOME IP outdoor 4000**  
NDN-41012-V3 | NDI-41012-V3



**Quick Installation Guide**

Bosch Security Systems B.V.  
Torenallee 49  
5617 BA Eindhoven  
The Netherlands  
[www.boschsecurity.com](http://www.boschsecurity.com)  
© Bosch Security Systems B.V., 2015

