

Product Warranty Card

Item No.: _____

Product Model: _____

Date of Purchase: _____

Retailer: _____

Telephone: _____

Maintenance Record:

(b) Download "Wulian Smart Home" App and open it. Follow the instruction to register an account, login to the App, access the gateway list and click to add a gateway.

(c) Connect to a wireless network according to App prompts, and then login to "Wulian Smart Home" App. Click "Monitor" on the home page to check camera and click "Device" to check for more real-time information.

⦿ The gateway password is the last 6 characters of the device ID. It is recommended to change the default password at the first login for the sake of security.

⦿ Tap [SYS Key] 8 times to reset the password to default if you've forgotten the password.

⦿ Tap [SYS Key] 10 times to restore the device to factory default settings.

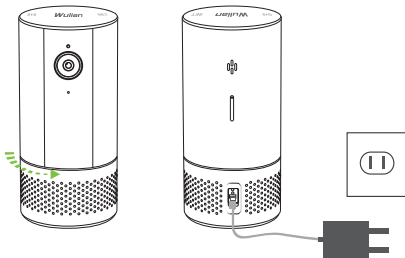
4 Operations Guide

1. Start Up

When the device is powered on, the indicator flashes blue and the camera rotates slowly. ("Class10" Brand 8-128G memory card is recommended for checking history videos.)

2. Camera Networking

(a) The device flashes red after powered on for 20s and waits for connection.



3) Software Download

Option A:

Download the latest Smart Home App by scanning the following QR Code (left one) or the QR code on the package box of this product.

Option B:

iOS user can download the App by searching "Wulian Smart Home" on "App Store".

Android user can download the App by searching "Wulian Smart Home" on "Google Play".



Note: For the first use, please download Smart Home App and read user manual carefully. You can also scan the above QR Code (right one) to obtain more information.

2) Features



ZigBee Technology

Support ZigBee wireless communication technology



Real-Time Voice Intercom Bi-Directional Communication



Motion Detection Alarm Keep an eye on what happens at home



HD Video Recording 1080P HD images



Video Playback Videos stored on memory card can be replayed anytime



WiFi Easy to connect to WiFi



Environmental Monitoring Monitor and record environment quality at home in all directions



SD Card Storage Safe and free local storage



Mobile Phone Monitoring Send messages to mobile phone and users check videos via App



Exterior Design Aluminum alloy body; multi-color breathing lights; simple and modern



Air Intake



TF Card Slot



Power Port

① Product Display

SYS Key

SET Key

Camera

Microphone

Indicator



Product Warranty Terms

Thank you for purchasing our product. Please read User Manual and this Warranty Terms before using the product.

1. What is covered by this Warranty?

- The Wulian-branded products which have defects in materials and workmanship when used normally can be returned or exchanged within SEVEN (7) days of purchase date.
- Wulian warrants the Wulian-branded products against defects in materials and workmanship when used normally for a period of ONE (1) year from the date of purchase.
- Wulian provides technical service for the Wulian-branded products that is not covered by free warranty and you only need to pay Wulian the cost of the replacement items.
- Purchase date is the date on the receipt or invoice issued by Wulian dealers.

2. What is not covered by this Warranty?

- Damage caused by operating the Wulian products outside Wulian's published user manuals.
- Damage caused by unauthorized service, alteration or modification of products.
- Damage caused by improper transportation after purchasing.
- Damage caused by a force majeure event (such as flood, lightning stroke, earthquake and abnormal voltage).
- Defects caused by normal wear and tear or otherwise due to the normal aging of the Wulian products.
- Non-Wulian branded products such as counterfeit products.
- Products without valid invoices and warranty cards.



Wulian[®]

No. 15, Fengji Road, Yuhuatai District, Nanjing


Email: overseas@wuliangroup.com

Service Line: +86-400 889 2891

Official Website: www.wuliangroup.com

6) Warm Tips

- Put the device on a flat surface indoors and keep out of reach of children.
- Do not clean its surface with organic solvent.
- Do not disassemble or refit the device and its accessories by yourself.
- The device has metal cover which has good performance in heat dissipation. Rest assured that it is normal when the device gets a little hot (lower than 45°) during use.



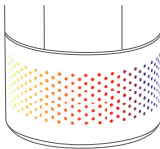
5) Specifications

Camera	Communication Protocol	IEEE 802.11b/g/n IEEE 802.15.4
	CMOS Size	1/2.7"
	Video Resolution	1920×1080 (max)
	Image Perspective	Horizontal Angle 100°
	Image Coding Format	H.264
	Night Vision	Support IR Night Vision (5m)
	PTZ Angle	360° Unlimited Rotation
Structure Parameters	Storage	Support TF Card Storage (max 128G)
	Overall Dimension	φ70mm×150mm
	Material & Color	Aluminium Alloy, PC, Silver
General Parameters	Net Weight	620g
	Power Supply	DC 12V, 2A
	Working Temperature & Humidity	-20 C ~60 C, < 85%RH (noncondensing)
Sensor Range	Flame Retardant Rating	V-0
	CO ₂	450-20000ppm
	PM2.5	0-1000ug/m ³
	VOC	125-2000ppb
	Temperature	-10°C-85°C
	Humidity	0-100%RH
	Noise	30-130dB

(c) Factory Reset

Tap [SET Key] 10 times, then the device exits ZigBee network and is restored to factory default settings.

4. Indicator Color Description



Unhealthy



Very Unhealthy



Video Checking

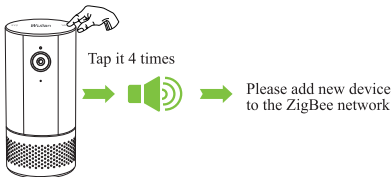
Tap [SET Key] to hear more information.

3. Add ZigBee Devices

(a) Networking

Tap [SET Key] 4 times, 🔊 "Please add new device to the ZigBee network". The indicator flashes yellow, which means the camera now can be taken as a gateway and ZigBee devices can be added to it.

🕒 **Note:** When it is used for the first time, 🔊 "ZigBee network is building, please wait" and 20s later, 🔊 "Please add new device to the ZigBee network".



(b) Stop Networking

Tap [SET Key] 3 times, 🔊 "adding device is forbidden" and the yellow light is off.

Wulian®



CylinCam (1080P)